



RBW STUDIO LLC
Catalog Number
12" Bon. Pendant. 2700K. Graphite Shade.



Electrical Test Conditions						
Temp	Voltage	Current	Power	Power Factor	Frequency	Current THD
25.1 °C	119.9 VAC	0.07033 A	8.193 W	0.971	60 Hz	13.9 %

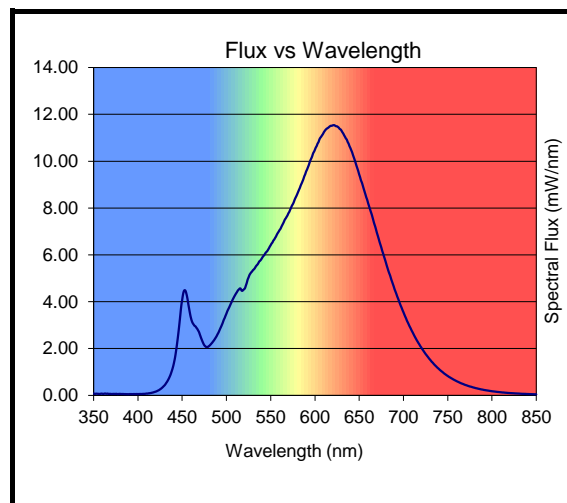
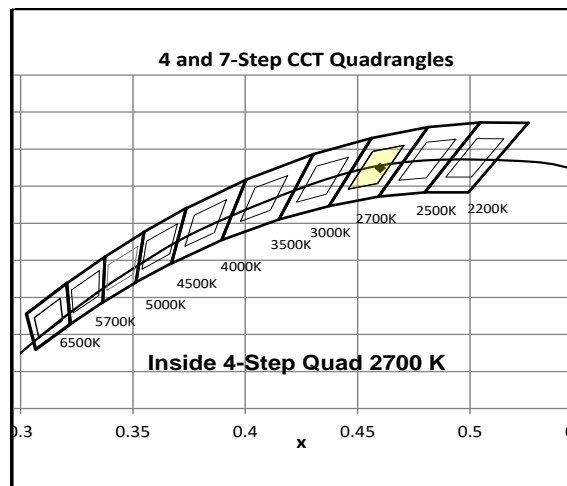
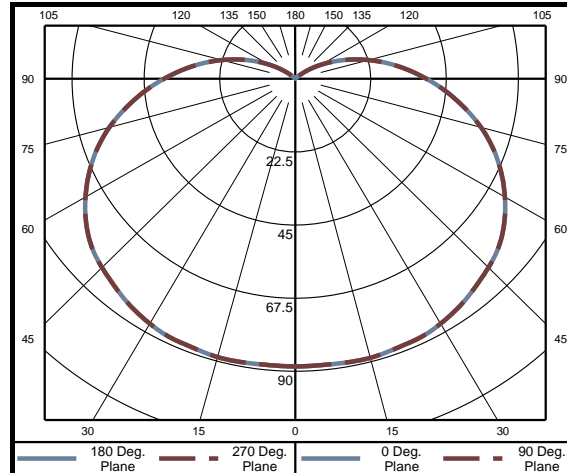
Summary of Results	
Total Lumen Output	526.8 Lumens
Luminaire Efficacy	64.3 lm/w
Maximum Candela	89 Candela
CCT	2690 K
CRI	91.5
Duv	-0.0003
TM-30 Rf	91.0
TM-30 Rg	98.0

Zonal Lumen Summary		
Zone	Lumens	% Luminaire
0-30	74	14.4%
0-40	128	24.8%
0-60	259	50.4%
0-90	437	84.8%
40-90	309	60.0%
60-90	177	34.4%
90-180	78	15.2%
0-180	515	100.0%

Spacing Criteria	
0-180	1.48
90-270	1.48

Average Luminance cd/m²	
Vertical Angle	Horizontal Angle 0°
0	1213
45	969
55	956
65	931
75	901
85	861

Cone of Light Tabulation		
Mounting Height (Ft)	Footcandles at Nadir	Diameter (Ft)
4.00	5.53	5.91
6.00	2.46	8.86
8.00	1.38	11.8
10.0	0.885	14.8
12.0	0.615	17.7
14.0	0.452	20.7
16.0	0.346	23.6



Intensity (Candlepower) Summary		
Angle	Mean CP	Lumens
0	89	
5	88	8
10	89	
15	89	25
20	88	
25	88	41
30	87	
35	86	54
40	84	
45	82	63
50	80	
55	76	68
60	72	
65	68	67
70	63	
75	57	61
80	51	
85	45	49
90	39	

Color Rendering Index Details	
Ra (CRI)	91.5
R1	91.5
R2	96.6
R3	98.4
R4	90.8
R5	91.4
R6	96.3
R7	89.5
R8	77.1
R9	51.4
R10	91.4
R11	91.9
R12	83.3
R13	93
R14	99.5

Chromaticity Coordinates	
Chromaticity (x)	0.4600
Chromaticity (y)	0.4099
Chromaticity (u)	0.2629
Chromaticity (v)	0.3514
Chromaticity (u')	0.2629
Chromaticity (v')	0.5271
Duv	-0.0003

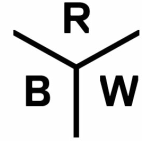
Testing was performed in accordance with LM-79-08
The results contained in this summary pertain only to report #15695825.01



RBW STUDIO LLC

Catalog Number

18" Bon. Pendant. 2700K. Graphite Shade.



RBW.COM

Electrical Test Conditions

Temp	Voltage	Current	Power	Power Factor	Frequency	Current THD
25.6 °C	120.0 VAC	0.1713 A	19.96 W	0.970	60 Hz	17.2 %

Summary of Results

Total Lumen Output	1041 Lumens
Luminaire Efficacy	52.2 lm/w
Maximum Candela	180 Candela
CCT	2733 K
CRI	91.0
Duv	-0.0002
TM-30 Rf	91.0
TM-30 Rg	98.0

Zonal Lumen Summary

Zone	Lumens	% Luminaire
0-30	151	14.6%
0-40	260	25.2%
0-60	529	51.2%
0-90	886	85.7%
40-90	626	60.5%
60-90	357	34.5%
90-180	147	14.3%
0-180	1033	100.0%

Spacing Criteria

0-180	1.48
90-270	1.48

Average Luminance cd/m²

Vertical Angle	Horizontal Angle 0°
0	1099
45	883
55	865
65	840
75	805
85	762

Cone of Light Tabulation

Mounting Height (Ft)	Footcandles at Nadir	Diameter (Ft)
4.00	11.3	5.93
6.00	5.01	8.90
8.00	2.82	11.9
10.0	1.80	14.8
12.0	1.25	17.8
14.0	0.920	20.8
16.0	0.705	23.7

